

Kitchen Cleaner & Degreaser

Health & Safety
Please refer to relevant MSDS



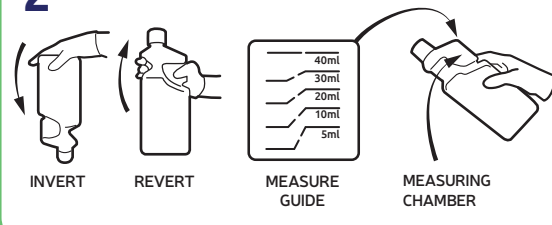
Don't forget

PPE

1



2



Tip bottle and use guide to measure correct dilution in the measuring chamber. Remove cap and pour.

3



Dilute 10ml of product into a trigger spray.
1x1L makes 100 triggers.


4



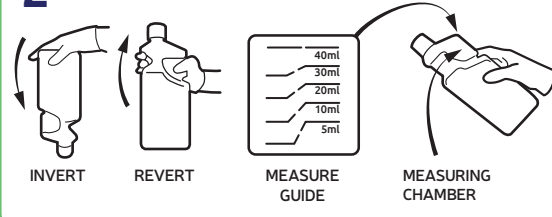
Spray surface and wipe with a cloth. No need to rinse.

Do not rinse as BioHygiene special invisible biofilms offer residual protection.

1




2



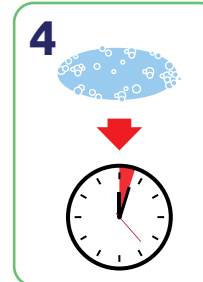
Tip bottle and use guide to measure correct dilution in the measuring chamber. Remove cap and pour.

3




Dilute 50ml of product into a bucket.
1x1L makes 20 buckets.

4



Allow a few minutes contact time.

5



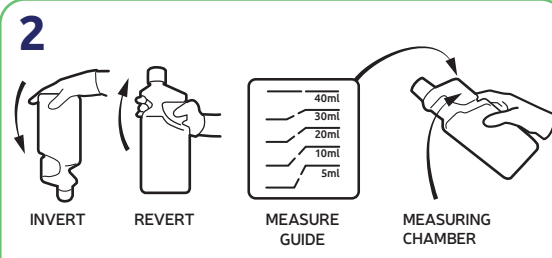
Mop surface. No need to rinse.

Cold Water Recommended

1



2



Tip bottle and use guide to measure correct dilution in the measuring chamber. Remove cap and pour.

3



Dilute 15ml of product into a trigger spray.

4



Spray surface and wipe with a cloth. No need to rinse.