

## Complete Washroom Cleaner

Health & Safety  
Please refer to relevant MSDS



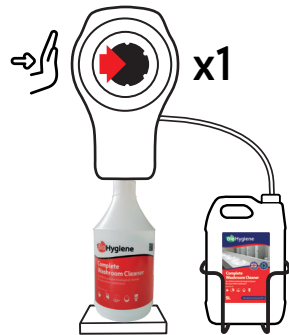
Don't forget  
**PPE**



1



2



Fill a 750ml trigger bottle with water to the marked line, then press the button on the Eco-shot to add the correct amount of chemical.

3




Spray and wipe with a cloth. Allow extra contact time to break down excess body fats and soap residue.

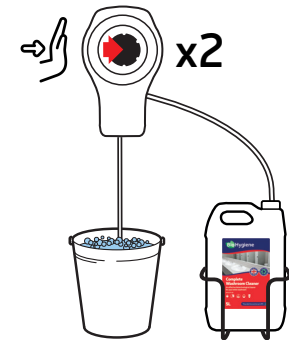
Do not rinse as  
BioHygiene  
special invisible  
biofilms offer  
residual protection

Cold Water  
Recommended

1




2



Fill a 5L bucket with water, then press the button on the Eco-shot to add the correct amount of chemical.

3



Mop surface. No need to rinse. For deep cleaning, mop solution onto floor and allow 1-5 minutes contact time. Wring mop and pick up dirty residue.